

ALICE IN HERNANDO COUNTY



2023 Point-in-Time Data

Population: 212,807 • **Number of Households:** 85,911

Median Household Income: \$64,508 (state: \$73,311)

Labor Force Participation Rate: 51.3% (state: 60%)

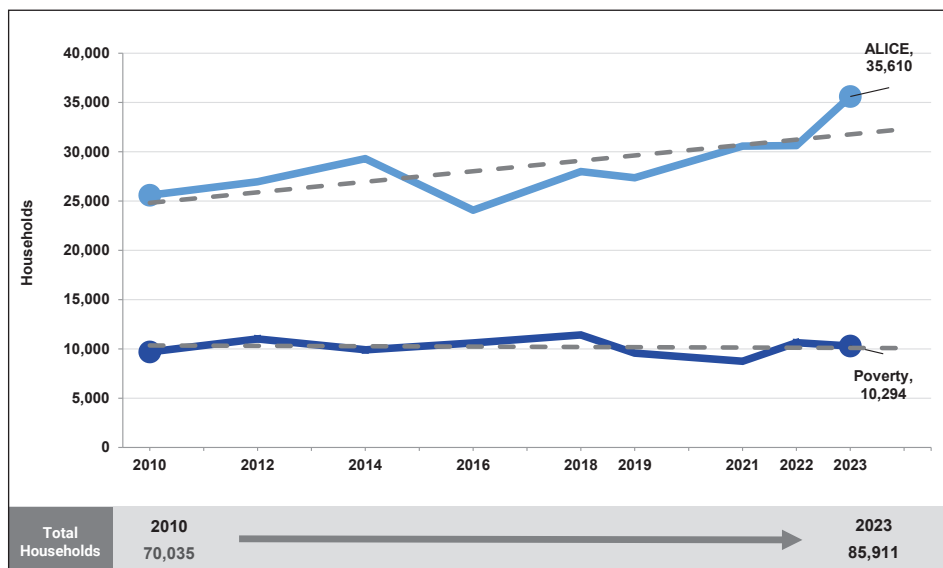
ALICE Households: 41% (state: 34%) • **Households in Poverty:** 12% (state: 13%)

Trends in Financial Hardship

ALICE is an acronym for **A**sset **L**imited, **I**ncome **C**onstrained, **E**mployed – households that earn more than the Federal Poverty Level, but less than the basic cost of living for the county (the ALICE Threshold). Households below the ALICE Threshold – ALICE households plus those in poverty – can't afford the essentials.

Households move below or above the ALICE Threshold as economic factors and circumstances change. The line graph to the right shows the number of ALICE and poverty-level households (solid blue lines), as well as the trend over time (dotted gray lines). **By 2023, 45,904 households (53%) were below the ALICE Threshold in Hernando County.**

ALICE and Poverty-Level Households, Hernando County, 2010–2023



Note: See an interactive version of this data at UnitedForALICE.org/Florida

Sources: ALICE Threshold, 2010–2023; American Community Survey, 2010–2023

The Cost of Basics Outpaces Wages

The Household Survival Budget reflects the minimum cost to live and work in the current economy and includes housing, child care, food, transportation, health care, technology, and taxes. It does not include savings for emergencies or future goals like college or retirement. The Household Survival Budget is calculated at the county level and by household composition, as costs can vary greatly depending on location and household needs.

In 2023, household costs in Hernando County were well above the Federal Poverty Level of \$14,580 for a single adult and \$30,000 for a family of four.

To see costs for different household compositions in Hernando County, visit UnitedForALICE.org/Household-Budgets/Florida

Household Survival Budget, Hernando County, 2023

	Single Adult	2 Adults, 1 Infant, 1 Preschooler
Monthly Costs		
Housing	\$1,420	\$1,825
Child Care	–	\$1,250
Food	\$479	\$1,301
Transportation	\$469	\$996
Health Care	\$162	\$759
Technology	\$86	\$116
Miscellaneous	\$262	\$625
Taxes	\$409	\$604
Monthly Total	\$3,287	\$7,476
ANNUAL TOTAL	\$39,444	\$89,712
Hourly Wage*	\$19.72	\$44.86

**Full-time wage required to support this budget*

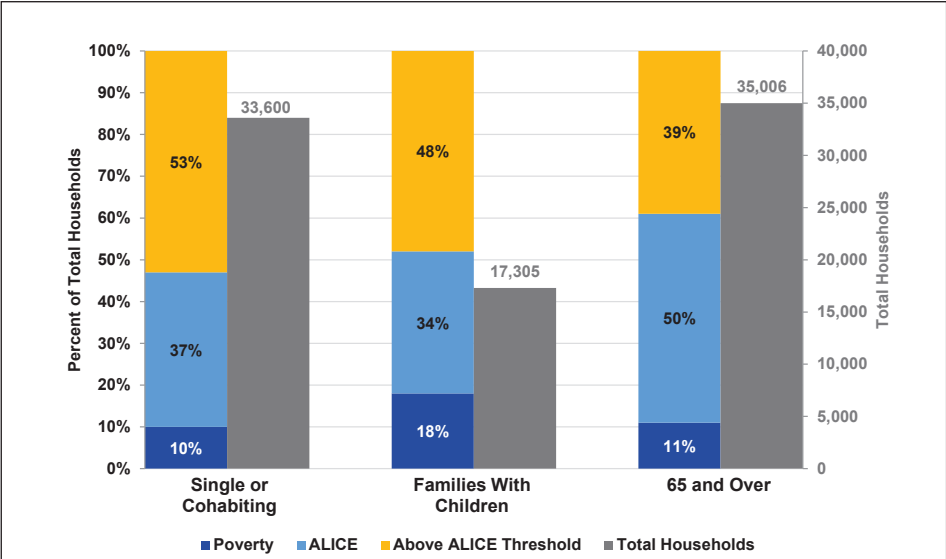
For ALICE Household Survival Budget sources, visit UnitedForALICE.org/Methodology

Financial Hardship is Not Evenly Distributed

The largest demographic groups in the county also tend to have the largest number of households below the ALICE Threshold. However, when looking at the percentage of each group that is below the Threshold, some groups face higher rates of hardship.

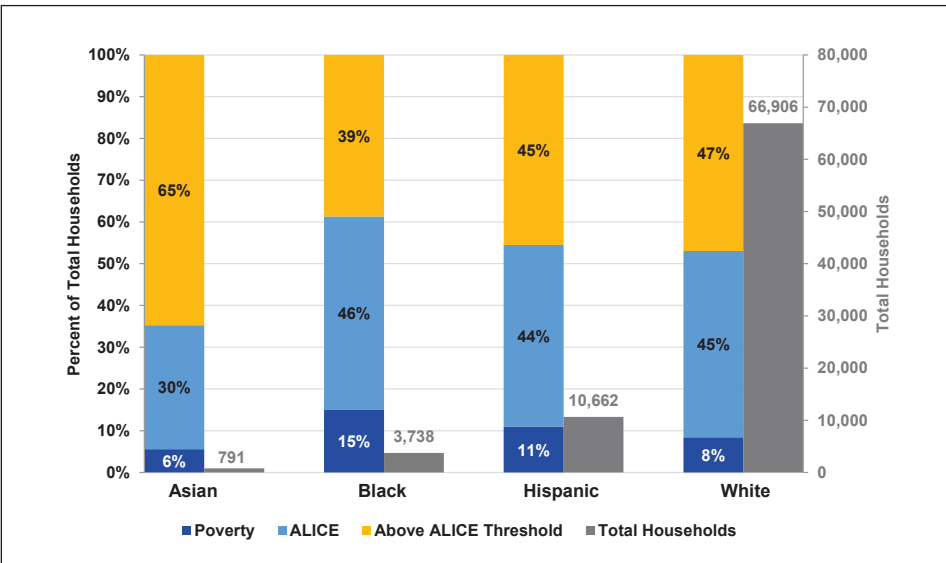
Explore more demographic data at UnitedForALICE.org/Florida and visit UnitedForALICE.org/Mapping-Tool to see ALICE data for all available geographies.

Household Financial Status by Household Type, Hernando County, 2023



Note: Families with children include married-parent, single-female-headed, and single-male-headed households.
Sources: ALICE Threshold, 2023; American Community Survey, 2023

Household Financial Status by Race/Ethnicity, Hernando County, 2023



Note: Asian, Black, and White racial categories are for one race alone. Race and Hispanic ethnicity are overlapping categories. The Asian and Black groups may include Hispanic households; the White group includes only White, non-Hispanic households. The Hispanic ethnic group may include households of any race.
Sources: ALICE Threshold, 2023; American Community Survey, 2023

Hernando County, 2023		
Town	Total Households	% ALICE & Poverty
Brooksville CCD	14,952	58%
Hernando Beach CCD	5,859	52%
Ridge Manor CCD	3,217	63%
Spring Hill CCD	56,516	52%

Note: Municipal-level data on this page is 5-year averages for U.S. Census County Subdivisions, which include Census County Divisions (CCD). Data for counties with populations over 65,000 is 1-year estimates. Geographies with fewer than 100 households are not included. Therefore, totals will not match the county-level numbers.